Cooper Lighting Solutions Photometric Lab
1121 Highway 74 South
Peachtree City, GA 30269

Cooper Lighting Solutions Photometric Lab
1121 Highway 74 South
Peachtree City, GA 30269

Scaled data based on original data using

LM-79-2024 Approved Method: Electrical and Photometric Measurements of Solid-State Lighting Products

Test Report Prepared for

Cooper Lighting Solutions

Brand: LUMARK

Report Number: P1503177

Luminaire Tested: PRV-P-PB1B-740-U-T2RE

Issue Date: 07/22/2026

**Test Information**

| | |
|---|---|
| Test Method: | LM-79-2024 |
| Report Number: | P1503177 |
| Test Lab: | INNOVATION CENTER(G3) |
| Issue Date: | 7/22/2026 |
| Manufacturer: | COOPER LIGHTING SOLUTIONS |
| Product Line: | LUMARK |
| Catalog Number: | PRV-P-PB1B-740-U-T2RE |
| Description: | PREVAIL PETITE DISCRETE LED 1 SQUARE AT 1470MA 70CRI 4000K FIXTURE w/ TYPE II ROADWAY ILLUMIANCE DISTRIBUTION OPTIC |
| Light Source: | (10) 4000K CCT, 70 CRI LEDS |
| Ballast/Driver: | ELECTRONIC DRIVER |

**Summary**

| | |
|---|---|
| Lumens per Lamp: | N/A |
| Luminaire Lumens: | 6650 lumens |
| Efficiency: | N/A |
| Efficacy: | 126.7 lumens/watt |
| Luminous Opening: | Rectangular (W 0.33' x L: 0.33' x H: 0') |
| IES Classification: | Type II - Short |
| BUG Rating: | B1 - U0 - G1 |
| Input Watts (W): | 52.5 |
| Input Voltage (V): | 120 |
| Input Current (Ain): | NR |
| Voltage Rise (V): | NR |
| Power Factor: | 0.97 |
| Total Harmonic Distortion (THDi): | 6.0% |
| Frequency (hertz): | 60 |
| Stabilization Time: | NR |
| Operation Time: | NR |
| Ambient Temperature (°C): | NR |
| Test Distance: | 28.75 FT |

Cooper Lighting Solutions Photometric Lab
1121 Highway 74 South
Peachtree City, GA 30269

Scaled Data Report

REPORT NUMBER: P1503177
CATALOG NUMBER: PRV-P-PB1B-740-U-T2RE

## Iso-Footcandle Lines of Horizontal Illumination

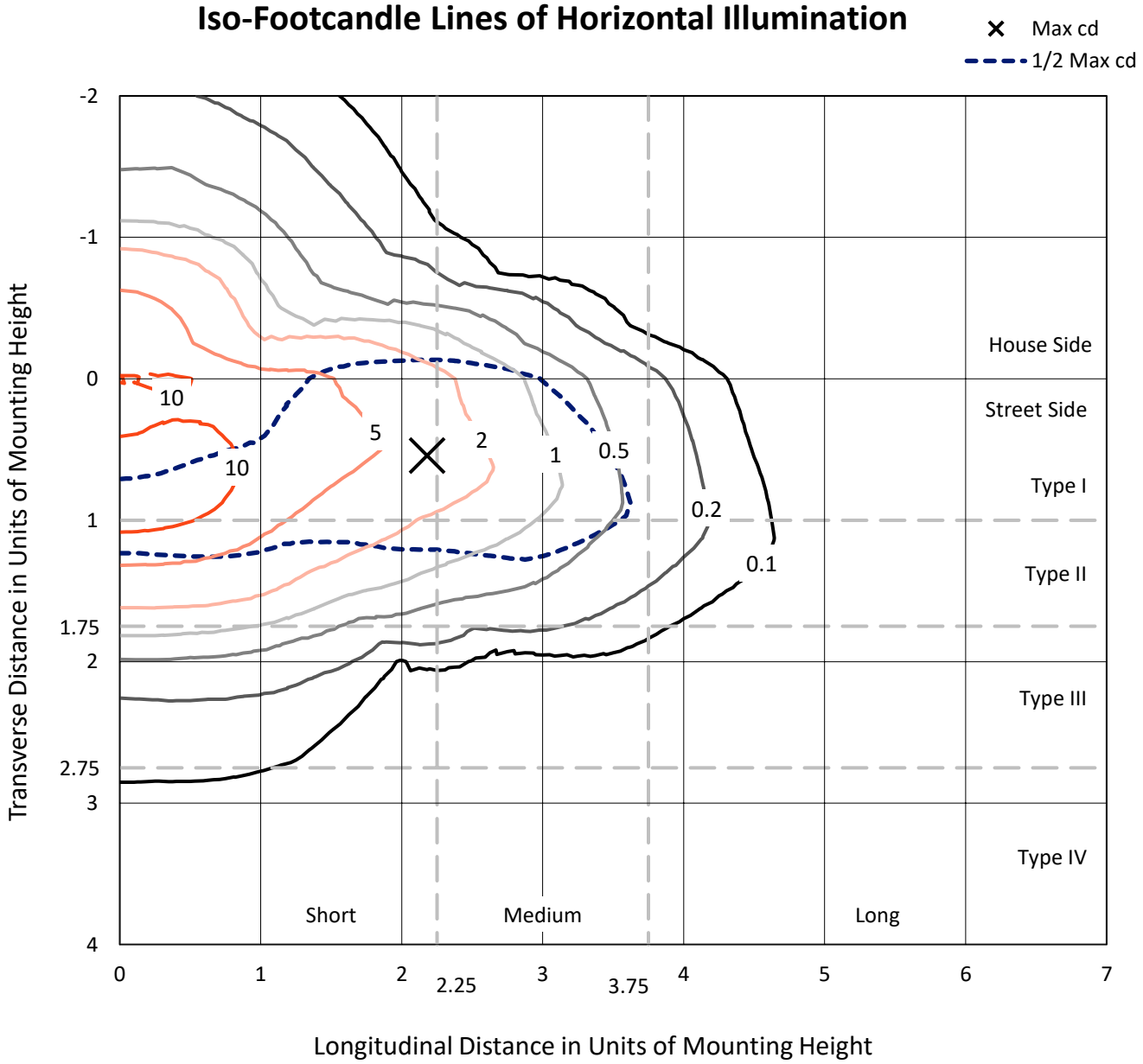


Based on 10 foot mounting height. Maximum calculated value = 14.3 fc
Type II - Short - N/A

REPORT NUMBER: P1503177
CATALOG NUMBER: PRV-P-PB1B-740-U-T2RE

## Luminous Intensity Polar Plot

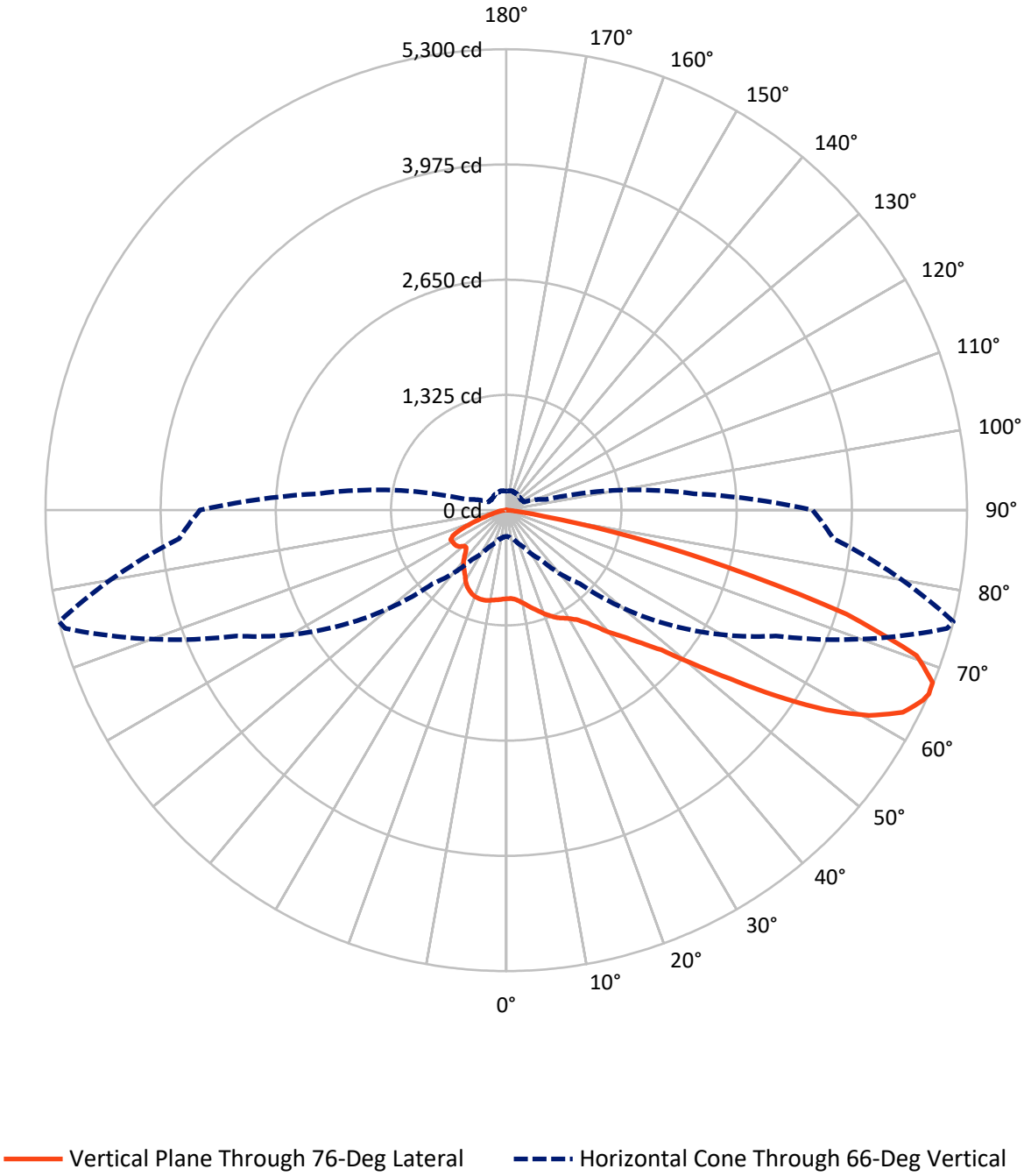

REPORT NUMBER: P1503177
CATALOG NUMBER: PRV-P-PB1B-740-U-T2RE

**FLUX DISTRIBUTION:**

| | | Downward | Upward | Total |
|---|---|---|---|---|
| **House Side** | Lumens | 1531.0 | 0.0 | 1531.0 |
| | % Fixture | 23.0 | 0.0 | 23.0 |
| **Street Side** | Lumens | 5119.0 | 0.0 | 5119.0 |
| | % Fixture | 77.0 | 0.0 | 77.0 |
| **Total** | Lumens | 6650.0 | 0.0 | 6650.0 |
| | % Fixture | 100.0 | 0.0 | 100.0 |

**ZONAL LUMENS:**

| Zone | Lumens | % Fixture |
|---|---|---|
| 0°-10° | 95.7 | 1.4 |
| 10°-20° | 281.1 | 4.2 |
| 20°-30° | 534.8 | 8.0 |
| 30°-40° | 931.2 | 14.0 |
| 40°-50° | 1349.9 | 20.3 |
| 50°-60° | 1549.7 | 23.3 |
| 60°-70° | 1294.5 | 19.5 |
| 70°-80° | 559.7 | 8.4 |
| 80°-90° | 53.4 | 0.8 |
| 90°-100° | 0.0 | 0.0 |
| 100°-110° | 0.0 | 0.0 |
| 110°-120° | 0.0 | 0.0 |
| 120°-130° | 0.0 | 0.0 |
| 130°-140° | 0.0 | 0.0 |
| 140°-150° | 0.0 | 0.0 |
| 150°-160° | 0.0 | 0.0 |
| 160°-170° | 0.0 | 0.0 |
| 170°-180° | 0.0 | 0.0 |
| 0°-90° | 6650.0 | 100.0 |
| 0°-180° | 6650.0 | 100.0 |

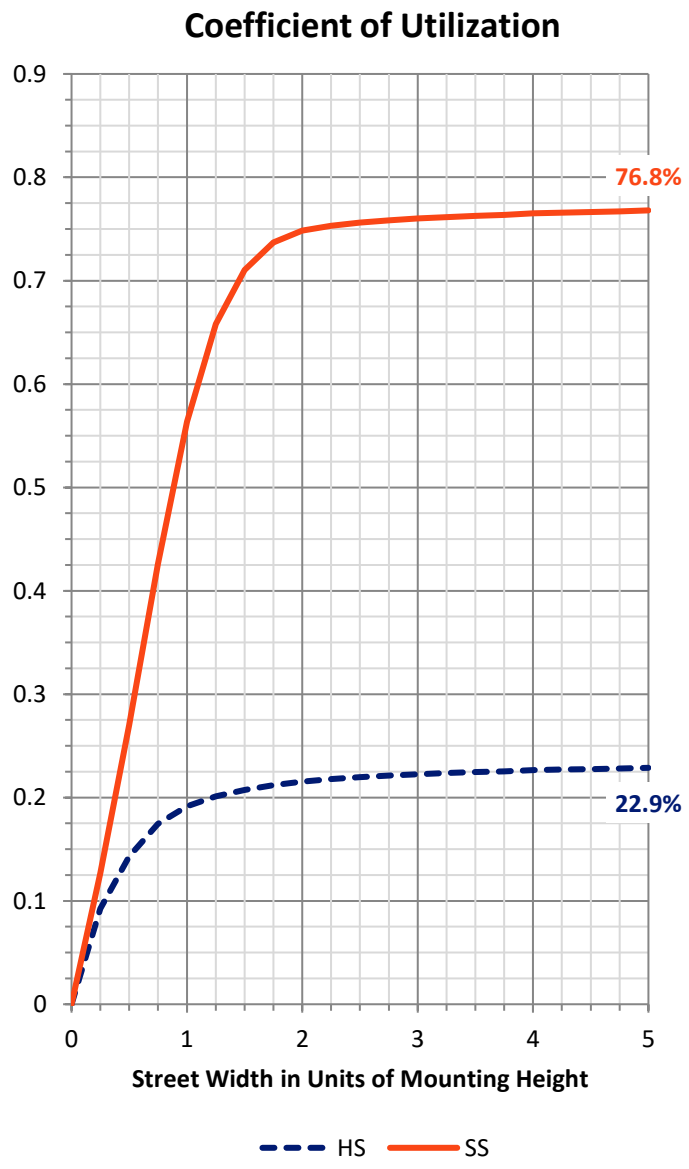

REPORT NUMBER: P1503177
CATALOG NUMBER: PRV-P-PB1B-740-U-T2RE

**LUMINAIRE CLASSIFICATION SYSTEM LUMEN TABLE AND BUG RATING:**

| Zone | | Lumens | % Fixture | Zone Rating/Lumen Limit B | U | G |
|---|---|---|---|---|---|---|
| FL | (0°-30°) | 525.3 | 7.9 | | | |
| FM | (30°-60°) | 3081.2 | 46.3 | | | |
| FH | (60°-80°) | 1478.4 | 22.2 | | | G1/1800 |
| FVH | (80°-90°) | 34.1 | 0.5 | | | G1/100 |
| BL | (0°-30°) | 386.3 | 5.8 | B1/500 | | |
| BM | (30°-60°) | 749.6 | 11.3 | B1/1000 | | |
| BH | (60°-80°) | 375.7 | 5.7 | B1/500 | | G1/500 |
| BVH | (80°-90°) | 19.3 | 0.3 | | | G1/100 |
| UL | (90°-100°) | 0.0 | 0.0 | | U0/0 | |
| UH | (100°-180°) | 0.0 | 0.0 | | U0/0 | |

**BUG Rating: B1-U0-G1**
Type II Short

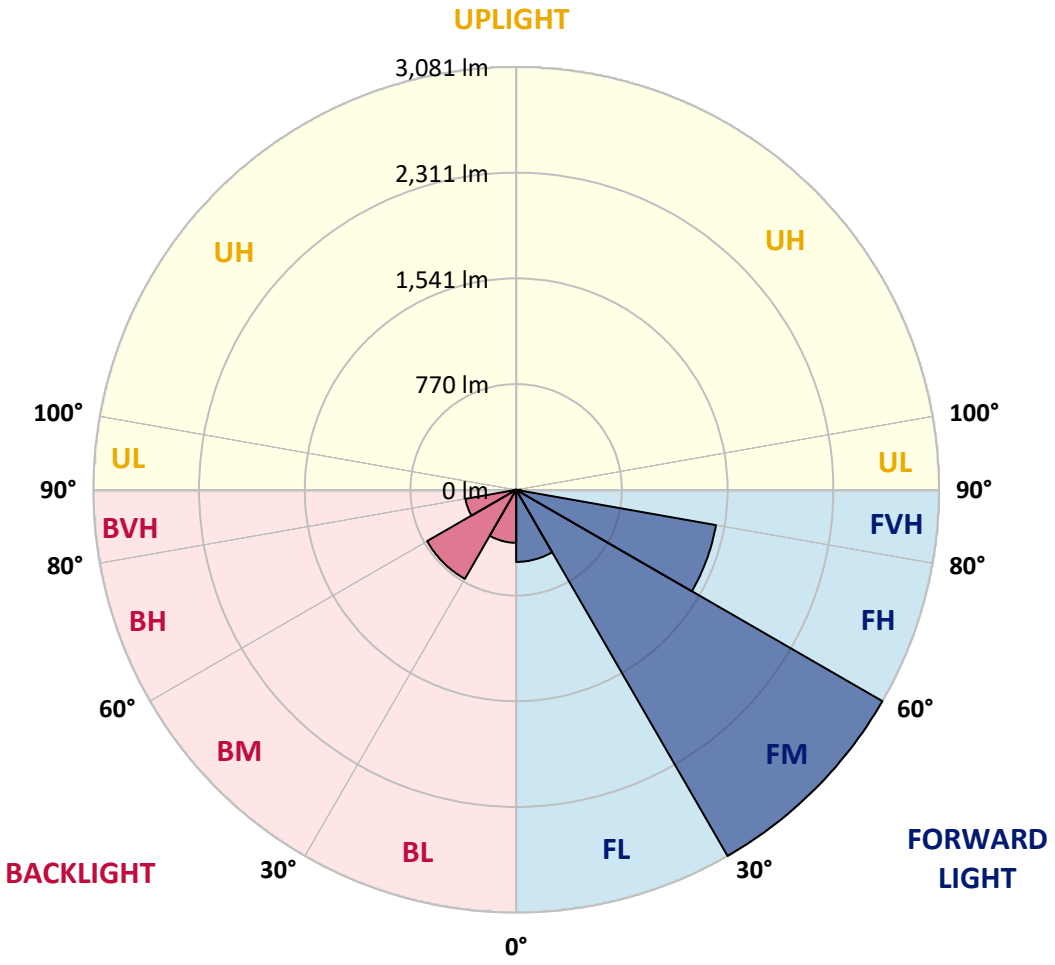

REPORT NUMBER: P1503177
CATALOG NUMBER: PRV-P-PB1B-740-U-T2RE

**CANDELA DISTRIBUTION (FULL):**

| | 0° | 5° | 15° | 25° | 35° | 45° | 55° | 65° | 75° | 76° | 85° |
|---|---|---|---|---|---|---|---|---|---|---|---|
| 0° | 1018.0 | 1018.0 | 1018.0 | 1018.0 | 1018.0 | 1018.0 | 1018.0 | 1018.0 | 1018.0 | *1018.0* | 1018.0 |
| 2.5° | 1025.1 | 1027.9 | 1032.2 | 1032.2 | 1032.2 | 1025.1 | 1023.7 | 1019.4 | 1019.4 | *1016.6* | 1020.8 |
| 5° | 1026.5 | 1029.4 | 1039.3 | 1050.6 | 1057.7 | 1054.9 | 1050.6 | 1037.9 | 1029.4 | *1027.9* | 1029.4 |
| 7.5° | 935.8 | 938.6 | 955.6 | 979.7 | 1009.5 | 1037.9 | 1069.1 | 1070.5 | 1052.0 | *1054.9* | 1046.4 |
| 10° | 880.5 | 879.1 | 887.6 | 903.2 | 942.9 | 993.9 | 1047.8 | 1091.7 | 1090.3 | *1088.9* | 1077.6 |
| 12.5° | 908.8 | 908.8 | 910.3 | 915.9 | 925.9 | 951.4 | 1026.5 | 1098.8 | 1128.6 | *1130.0* | 1114.4 |
| 15° | 975.5 | 974.1 | 972.6 | 975.5 | 969.8 | 968.4 | 1009.5 | 1100.2 | 1175.4 | *1175.4* | 1165.5 |
| 17.5° | 1043.5 | 1043.5 | 1049.2 | 1054.9 | 1053.5 | 1030.8 | 1032.2 | 1113.0 | 1220.8 | *1222.2* | 1217.9 |
| 20° | 1144.2 | 1139.9 | 1145.6 | 1152.7 | 1149.9 | 1127.2 | 1093.2 | 1134.3 | 1269.0 | *1276.1* | 1278.9 |
| 22.5° | 1263.3 | 1256.2 | 1263.3 | 1267.6 | 1266.1 | 1229.3 | 1188.2 | 1174.0 | 1311.5 | *1322.8* | 1347.0 |
| 25° | 1413.6 | 1405.1 | 1420.7 | 1426.4 | 1415.0 | 1372.5 | 1303.0 | 1234.9 | 1354.0 | *1371.1* | 1407.9 |
| 27.5° | 1630.5 | 1622.0 | 1633.4 | 1643.3 | 1617.8 | 1544.0 | 1441.9 | 1314.3 | 1390.9 | *1406.5* | 1461.8 |
| 30° | 1943.9 | 1962.3 | 1919.8 | 1898.5 | 1854.5 | 1746.8 | 1609.3 | 1417.8 | 1430.6 | *1446.2* | 1510.0 |
| 32.5° | 2308.3 | 2309.7 | 2277.1 | 2170.7 | 2104.1 | 1979.3 | 1804.9 | 1562.5 | 1491.6 | *1502.9* | 1555.4 |
| 35° | 2614.5 | 2607.4 | 2576.2 | 2511.0 | 2374.9 | 2227.4 | 2017.6 | 1725.5 | 1575.2 | *1590.8* | 1612.1 |
| 37.5° | 2848.4 | 2844.2 | 2844.2 | 2784.6 | 2665.5 | 2481.2 | 2243.0 | 1918.3 | 1700.0 | *1709.9* | 1691.5 |
| 40° | 3039.9 | 3034.2 | 3051.2 | 3035.6 | 2944.9 | 2733.6 | 2452.9 | 2085.6 | 1846.0 | *1857.4* | 1773.7 |
| 42.5° | 3205.7 | 3195.8 | 3215.7 | 3224.2 | 3171.7 | 2984.6 | 2671.2 | 2265.7 | 1993.5 | *1994.9* | 1870.1 |
| 45° | 3368.8 | 3367.4 | 3390.1 | 3402.8 | 3363.1 | 3174.6 | 2861.2 | 2474.1 | 2169.3 | *2180.6* | 1997.7 |
| 47.5° | 3238.4 | 3249.7 | 3347.5 | 3468.0 | 3519.1 | 3354.6 | 3046.9 | 2675.5 | 2401.8 | *2397.6* | 2155.1 |
| 50° | 2824.3 | 2871.1 | 3061.1 | 3307.8 | 3519.1 | 3489.3 | 3217.1 | 2903.7 | 2723.7 | *2766.2* | 2431.6 |
| 52.5° | 2278.5 | 2264.3 | 2543.6 | 2932.1 | 3324.8 | 3466.6 | 3374.5 | 3160.4 | 3187.3 | *3219.9* | 2729.4 |
| 55° | 1779.4 | 1810.6 | 2024.7 | 2457.1 | 2896.7 | 3251.1 | 3442.5 | 3449.6 | 3724.7 | *3764.4* | 3015.8 |
| 57.5° | 1511.4 | 1539.8 | 1705.7 | 2098.4 | 2455.7 | 2847.0 | 3360.3 | 3754.5 | 4272.0 | *4332.9* | 3290.8 |
| 60° | 1091.7 | 1105.9 | 1294.5 | 1675.9 | 2158.0 | 2346.5 | 3110.8 | 3931.7 | 4779.6 | *4793.7* | 3537.5 |
| 62.5° | 623.9 | 643.7 | 754.3 | 1105.9 | 1658.9 | 2026.1 | 2746.4 | 3907.6 | 5105.7 | *5121.3* | 3761.5 |
| 65° | 340.3 | 354.5 | 422.5 | 601.2 | 951.4 | 1571.0 | 2401.8 | 3605.6 | 5236.1 | *5268.7* | 3823.9 |
| 66° | *302.0* | *307.7* | *351.6* | *465.1* | *694.7* | *1193.8* | *2304.0* | *3422.7* | *5251.7* | *5299.9* | *3778.6* |
| 67.5° | 290.7 | 290.7 | 314.8 | 375.7 | 460.8 | 794.0 | 2054.5 | 3187.3 | 5221.9 | *5290.0* | 3665.1 |
| 70° | 282.2 | 283.6 | 303.4 | 319.0 | 299.2 | 273.6 | 1271.8 | 2874.0 | 4868.9 | *5007.8* | 3387.2 |
| 72.5° | 258.0 | 258.0 | 285.0 | 300.6 | 243.9 | 171.6 | 496.2 | 2427.3 | 3989.8 | *4091.9* | 2827.2 |
| 75° | 214.1 | 216.9 | 243.9 | 268.0 | 225.4 | 140.4 | 148.9 | 1388.1 | 2600.3 | *2630.1* | 1907.0 |
| 77.5° | 165.9 | 170.1 | 201.3 | 211.3 | 204.2 | 129.0 | 120.5 | 538.8 | 1423.5 | *1457.5* | 891.8 |
| 80° | 119.1 | 123.4 | 153.1 | 167.3 | 163.1 | 124.8 | 103.5 | 168.7 | 455.1 | *429.6* | 273.6 |
| 82.5° | 75.1 | 75.1 | 93.6 | 120.5 | 112.0 | 107.8 | 85.1 | 102.1 | 133.3 | *131.9* | 95.0 |
| 85° | 26.9 | 29.8 | 42.5 | 53.9 | 51.0 | 56.7 | 49.6 | 56.7 | 62.4 | *59.5* | 36.9 |
| 87.5° | 1.4 | 1.4 | 1.4 | 2.8 | 2.8 | 5.7 | 5.7 | 7.1 | 5.7 | *7.1* | 7.1 |
| 90° | 0.0 | 0.0 | 0.0 | 0.0 | 0.0 | 0.0 | 0.0 | 0.0 | 0.0 | *0.0* | 0.0 |

REPORT NUMBER: P1503177
CATALOG NUMBER: PRV-P-PB1B-740-U-T2RE

**CANDELA DISTRIBUTION (continued):**

| | 90° | 95° | 105° | 115° | 125° | 135° | 145° | 155° | 165° | 175° | 180° |
|---|---|---|---|---|---|---|---|---|---|---|---|
| 0° | 1018.0 | 1018.0 | 1018.0 | 1018.0 | 1018.0 | 1018.0 | 1018.0 | 1018.0 | 1018.0 | 1018.0 | 1018.0 |
| 2.5° | 1020.8 | 1020.8 | 1023.7 | 1026.5 | 1029.4 | 1023.7 | 1022.3 | 1022.3 | 1016.6 | 1018.0 | 1020.8 |
| 5° | 1029.4 | 1029.4 | 1032.2 | 1029.4 | 1019.4 | 1003.8 | 993.9 | 988.2 | 975.5 | 976.9 | 976.9 |
| 7.5° | 1045.0 | 1045.0 | 1039.3 | 1019.4 | 996.7 | 968.4 | 950.0 | 940.0 | 923.0 | 925.9 | 925.9 |
| 10° | 1073.3 | 1069.1 | 1047.8 | 1005.3 | 962.7 | 925.9 | 906.0 | 891.8 | 881.9 | 877.6 | 879.1 |
| 12.5° | 1114.4 | 1107.3 | 1056.3 | 982.6 | 921.6 | 886.2 | 870.6 | 860.6 | 855.0 | 852.1 | 853.5 |
| 15° | 1162.6 | 1149.9 | 1056.3 | 951.4 | 883.3 | 850.7 | 839.4 | 843.6 | 850.7 | 853.5 | 856.4 |
| 17.5° | 1216.5 | 1195.2 | 1049.2 | 918.8 | 845.0 | 822.3 | 832.3 | 847.9 | 862.0 | 867.7 | 869.1 |
| 20° | 1274.6 | 1236.4 | 1039.3 | 880.5 | 815.3 | 816.7 | 839.4 | 857.8 | 869.1 | 873.4 | 874.8 |
| 22.5° | 1332.8 | 1269.0 | 1018.0 | 836.5 | 802.5 | 819.5 | 842.2 | 857.8 | 864.9 | 867.7 | 869.1 |
| 25° | 1381.0 | 1287.4 | 986.8 | 806.8 | 796.8 | 819.5 | 837.9 | 849.3 | 856.4 | 860.6 | 862.0 |
| 27.5° | 1423.5 | 1291.7 | 955.6 | 784.1 | 792.6 | 815.3 | 829.4 | 840.8 | 849.3 | 852.1 | 853.5 |
| 30° | 1450.5 | 1280.3 | 910.3 | 765.6 | 785.5 | 805.3 | 819.5 | 829.4 | 836.5 | 840.8 | 842.2 |
| 32.5° | 1471.7 | 1270.4 | 849.3 | 744.4 | 771.3 | 794.0 | 806.8 | 812.4 | 815.3 | 818.1 | 818.1 |
| 35° | 1493.0 | 1269.0 | 802.5 | 717.4 | 751.5 | 778.4 | 782.7 | 777.0 | 772.7 | 765.6 | 767.1 |
| 37.5° | 1515.7 | 1277.5 | 765.6 | 684.8 | 718.8 | 745.8 | 740.1 | 721.7 | 704.7 | 682.0 | 676.3 |
| 40° | 1545.5 | 1281.7 | 716.0 | 639.4 | 674.9 | 690.5 | 673.5 | 639.4 | 594.1 | 574.2 | 574.2 |
| 42.5° | 1592.2 | 1307.3 | 650.8 | 587.0 | 608.3 | 622.4 | 605.4 | 547.3 | 507.6 | 490.6 | 492.0 |
| 45° | 1691.5 | 1369.6 | 587.0 | 530.3 | 538.8 | 553.0 | 518.9 | 462.2 | 435.3 | 423.9 | 418.3 |
| 47.5° | 1861.6 | 1473.1 | 535.9 | 473.6 | 465.1 | 477.8 | 436.7 | 397.0 | 368.6 | 343.1 | 341.7 |
| 50° | 2170.7 | 1688.7 | 517.5 | 414.0 | 401.2 | 422.5 | 382.8 | 354.5 | 321.9 | 309.1 | 307.7 |
| 52.5° | 2512.4 | 1956.6 | 537.4 | 364.4 | 358.7 | 377.1 | 357.3 | 321.9 | 299.2 | 296.3 | 296.3 |
| 55° | 2825.8 | 2209.0 | 538.8 | 334.6 | 334.6 | 343.1 | 324.7 | 299.2 | 300.6 | 297.7 | 293.5 |
| 57.5° | 3107.9 | 2342.3 | 531.7 | 319.0 | 311.9 | 314.8 | 304.8 | 287.8 | 313.3 | 279.3 | 270.8 |
| 60° | 3383.0 | 2349.4 | 534.5 | 304.8 | 280.7 | 277.9 | 286.4 | 273.6 | 299.2 | 258.0 | 253.8 |
| 62.5° | 3540.4 | 2289.8 | 550.1 | 277.9 | 246.7 | 239.6 | 251.0 | 246.7 | 266.6 | 245.3 | 243.9 |
| 65° | 3553.1 | 2220.3 | 507.6 | 239.6 | 222.6 | 216.9 | 229.7 | 228.3 | 236.8 | 232.5 | 233.9 |
| 66° | *3523.3* | *2167.9* | *470.7* | *225.4* | *209.8* | *211.3* | *222.6* | *222.6* | *231.1* | *219.8* | *218.3* |
| 67.5° | 3414.2 | 2057.3 | 395.6 | 202.8 | 192.8 | 201.3 | 212.7 | 214.1 | 218.3 | 208.4 | 209.8 |
| 70° | 3017.2 | 1622.0 | 272.2 | 178.6 | 177.2 | 187.2 | 192.8 | 198.5 | 202.8 | 211.3 | 214.1 |
| 72.5° | 2318.2 | 999.6 | 187.2 | 161.6 | 163.1 | 173.0 | 174.4 | 184.3 | 211.3 | 221.2 | 212.7 |
| 75° | 1429.2 | 507.6 | 144.6 | 137.5 | 146.0 | 154.5 | 157.4 | 165.9 | 214.1 | 208.4 | 182.9 |
| 77.5° | 691.9 | 232.5 | 114.8 | 114.8 | 120.5 | 130.4 | 131.9 | 138.9 | 192.8 | 151.7 | 133.3 |
| 80° | 214.1 | 121.9 | 90.7 | 90.7 | 93.6 | 95.0 | 102.1 | 110.6 | 127.6 | 80.8 | 82.2 |
| 82.5° | 87.9 | 82.2 | 69.5 | 65.2 | 58.1 | 58.1 | 58.1 | 72.3 | 65.2 | 34.0 | 12.8 |
| 85° | 39.7 | 34.0 | 32.6 | 26.9 | 25.5 | 22.7 | 22.7 | 35.4 | 25.5 | 8.5 | 0.0 |
| 87.5° | 4.3 | 4.3 | 4.3 | 4.3 | 2.8 | 1.4 | 1.4 | 1.4 | 1.4 | 0.0 | 0.0 |
| 90° | 0.0 | 0.0 | 0.0 | 0.0 | 0.0 | 0.0 | 0.0 | 0.0 | 0.0 | 0.0 | 0.0 |

Cooper Lighting Solutions Photometric Lab
1121 Highway 74 South
Peachtree City, GA 30269

# LM-79-2019: Approved Method: Electrical and Photometric Measurements of Solid-State Lighting Products

Report Prepared for

Cooper Lighting Solutions

McGraw-Edison

Report Number: SP2-2501-321-1

Test Date: 04/09/2025

Luminaire Tested: GKO-PB1E-740-U-T4W

Data in this report applies to families of products including GKO-PB1E-740-U-T4W

Report Generated By FNC07603 / LDUCLS01DT447
Version: v7.04

## Test Information

| | |
|---|---|
| Test Method: | LM-79-2019 |
| Report Number: | SP2-2501-321-1 |
| Test Lab: | COOPER LIGHTING SOLUTIONS |
| Photometer: | SP2 - 165CM SPHERE |
| Measurement Geometry: | 4π |
| Issue Date: | 04/10/2025 |
| Manufacturer: | COOPER LIGHTING SOLUTIONS |
| Product Line: | McGraw-Edison |
| Catalog Number: | **GKO-PB1E-740-U-T4W** |
| Description: | Gekko Wedge Wall Pack Fixture 1 SQ w/ T4W distribution |

## Spectral Parameters

| | | | | | | | |
|---|---|---|---|---|---|---|---|
| CCT (K): | 3916 | CRI (Ra): | | 71.0 | | | |
| CIE u': | 0.2259 | R1: | | 67.4 | R9: | | -37.9 |
| CIE v': | 0.5049 | R2: | | 78.3 | R10: | | 48.9 |
| Duv: | 0.0014 | R3: | | 87.2 | R11: | | 64.6 |
| CIE x: | 0.3853 | R4: | | 69.5 | R12: | | 40.9 |
| CIE y: | 0.3827 | R5: | | 67.2 | R13: | | 69.2 |
| CIE z: | 0.2321 | R6: | | 69.3 | R14: | | 92.7 |
| Peak Wavelength (nm): | 449 | R7: | | 79.9 | R15: | | 59.8 |
| Dominant Wavelength (nm): | 578 | R8: | | 48.9 | | | |
| Purity: | 30.46652 | | | | | | |

| | |
|---|---|
| Rf: | 73.5 |
| Rg: | 93.5 |

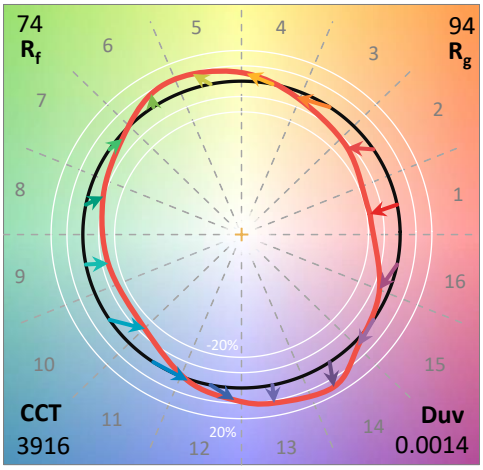


## Test Conditions

| | |
|---|---|
| Stabilization Time: | 33M |
| Operation Time: | 1H 33M |
| Sphere Temperature (°C): | 25.0 |

| Measurement and Test Equipment | | | |
|---|---|---|---|
| Instrument | Identification Number | Calibration Date | Calibration Due Date |
| Photometer | IN2187 | 1/6/2025 | 7/6/2025 |
| Power Meter | INXT2011002 | 1/21/2025 | 1/21/2026 |
| AC Power Source | IN0458 | 10/22/2024 | 10/22/2025 |
| DC Power Source | IN0212 | 10/22/2024 | 10/22/2025 |
| Sphere Thermometer | IN4036B | 10/22/2024 | 10/22/2025 |
| Room Thermometer | IN0046 | 10/22/2024 | 10/22/2025 |

REPORT NUMBER: SP2-2501-321-1

## CIE 1931 Chromaticity Diagram

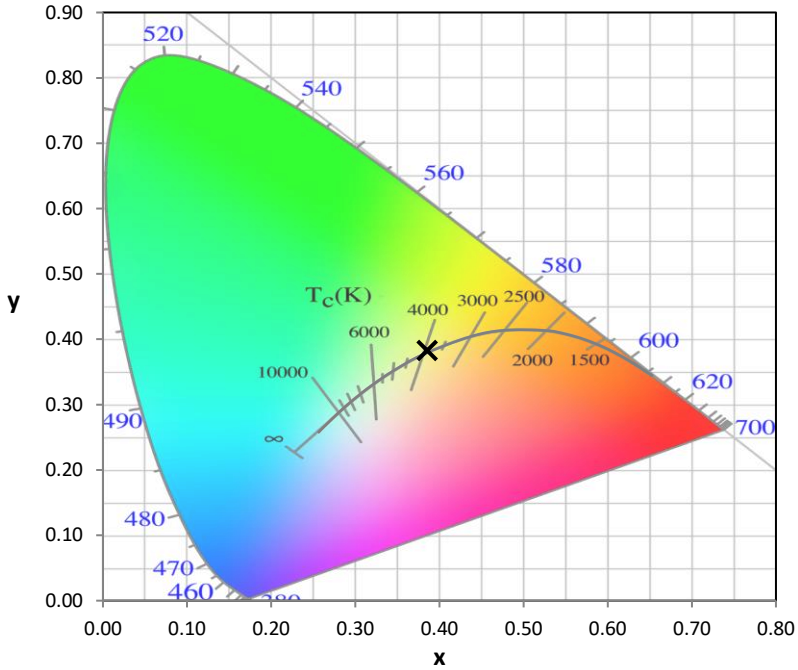


## CIE 1931 Chromaticity Diagram with 2017 ANSI 7-Step and 4-Step Quadrangles

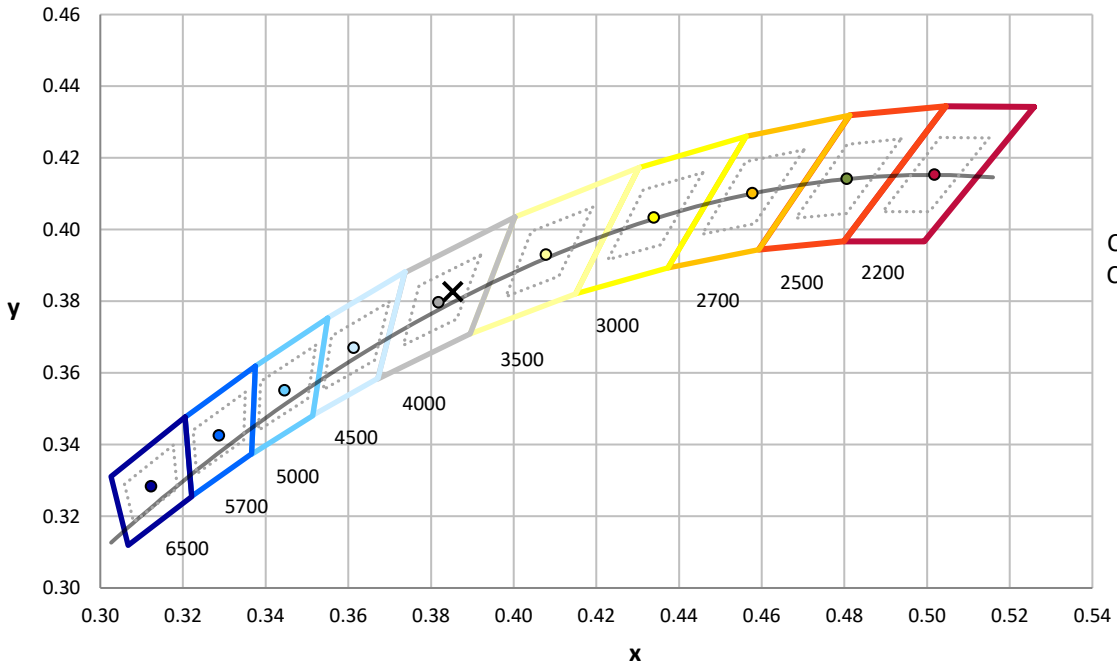


CCT = 3916K
CIE x = 0.3853
CIE y = 0.3827
Duv = 0.0014

Point lies inside the ANSI 4000K 4-step quadrangle

REPORT NUMBER: SP2-2501-321-1

## Photopic Flux vs. Wavelength

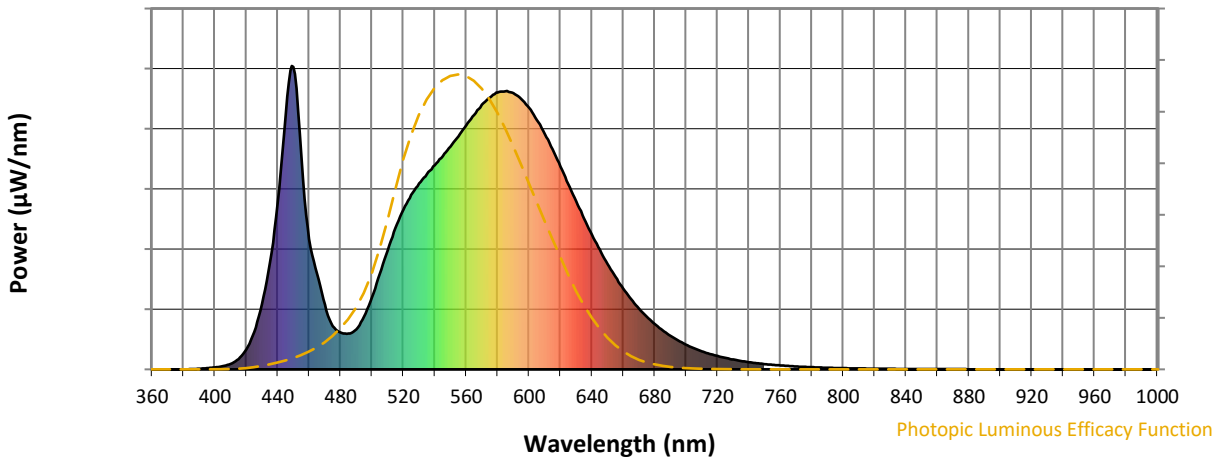


## Photopic Lumens: NR

| λ (nm) | Power W^/nm | Lumens (ϕ/nm) | λ (nm) | Power W^/nm | Lumens (ϕ/nm) | λ (nm) | Power W^/nm | Lumens (ϕ/nm) | λ (nm) | Power W^/nm | Lumens (ϕ/nm) | λ (nm) | Power W^/nm | Lumens (ϕ/nm) |
|---|---|---|---|---|---|---|---|---|---|---|---|---|---|---|
| 360 | 0 | NR | 490 | 132 | NR | 620 | 668 | NR | 750 | 17 | NR | 880 | 1 | NR |
| 365 | 0 | NR | 495 | 174 | NR | 625 | 611 | NR | 755 | 15 | NR | 885 | 0 | NR |
| 370 | 0 | NR | 500 | 238 | NR | 630 | 554 | NR | 760 | 13 | NR | 890 | 0 | NR |
| 375 | 0 | NR | 505 | 314 | NR | 635 | 498 | NR | 765 | 11 | NR | 895 | 0 | NR |
| 380 | 0 | NR | 510 | 392 | NR | 640 | 445 | NR | 770 | 10 | NR | 900 | 0 | NR |
| 385 | 1 | NR | 515 | 467 | NR | 645 | 394 | NR | 775 | 8 | NR | 905 | 0 | NR |
| 390 | 2 | NR | 520 | 526 | NR | 650 | 347 | NR | 780 | 7 | NR | 910 | 0 | NR |
| 395 | 4 | NR | 525 | 575 | NR | 655 | 305 | NR | 785 | 6 | NR | 915 | 0 | NR |
| 400 | 6 | NR | 530 | 613 | NR | 660 | 266 | NR | 790 | 5 | NR | 920 | 0 | NR |
| 405 | 10 | NR | 535 | 644 | NR | 665 | 231 | NR | 795 | 5 | NR | 925 | 0 | NR |
| 410 | 18 | NR | 540 | 673 | NR | 670 | 200 | NR | 800 | 4 | NR | 930 | 0 | NR |
| 415 | 34 | NR | 545 | 703 | NR | 675 | 174 | NR | 805 | 4 | NR | 935 | 0 | NR |
| 420 | 66 | NR | 550 | 734 | NR | 680 | 150 | NR | 810 | 3 | NR | 940 | 0 | NR |
| 425 | 124 | NR | 555 | 768 | NR | 685 | 129 | NR | 815 | 3 | NR | 945 | 0 | NR |
| 430 | 216 | NR | 560 | 804 | NR | 690 | 111 | NR | 820 | 2 | NR | 950 | 0 | NR |
| 435 | 352 | NR | 565 | 838 | NR | 695 | 95 | NR | 825 | 2 | NR | 955 | 0 | NR |
| 440 | 548 | NR | 570 | 872 | NR | 700 | 81 | NR | 830 | 2 | NR | 960 | 0 | NR |
| 445 | 836 | NR | 575 | 896 | NR | 705 | 69 | NR | 835 | 2 | NR | 965 | 0 | NR |
| 450 | 997 | NR | 580 | 913 | NR | 710 | 60 | NR | 840 | 1 | NR | 970 | 0 | NR |
| 455 | 705 | NR | 585 | 917 | NR | 715 | 51 | NR | 845 | 1 | NR | 975 | 0 | NR |
| 460 | 429 | NR | 590 | 911 | NR | 720 | 44 | NR | 850 | 1 | NR | 980 | 0 | NR |
| 465 | 316 | NR | 595 | 891 | NR | 725 | 38 | NR | 855 | 1 | NR | 985 | 0 | NR |
| 470 | 213 | NR | 600 | 862 | NR | 730 | 32 | NR | 860 | 1 | NR | 990 | 0 | NR |
| 475 | 143 | NR | 605 | 822 | NR | 735 | 28 | NR | 865 | 1 | NR | 995 | 0 | NR |
| 480 | 121 | NR | 610 | 776 | NR | 740 | 24 | NR | 870 | 1 | NR | 1000 | 0 | NR |
| 485 | 118 | NR | 615 | 725 | NR | 745 | 20 | NR | 875 | 1 | NR | | | |

REPORT NUMBER: SP2-2501-321-1

## Scotopic Flux vs. Wavelength

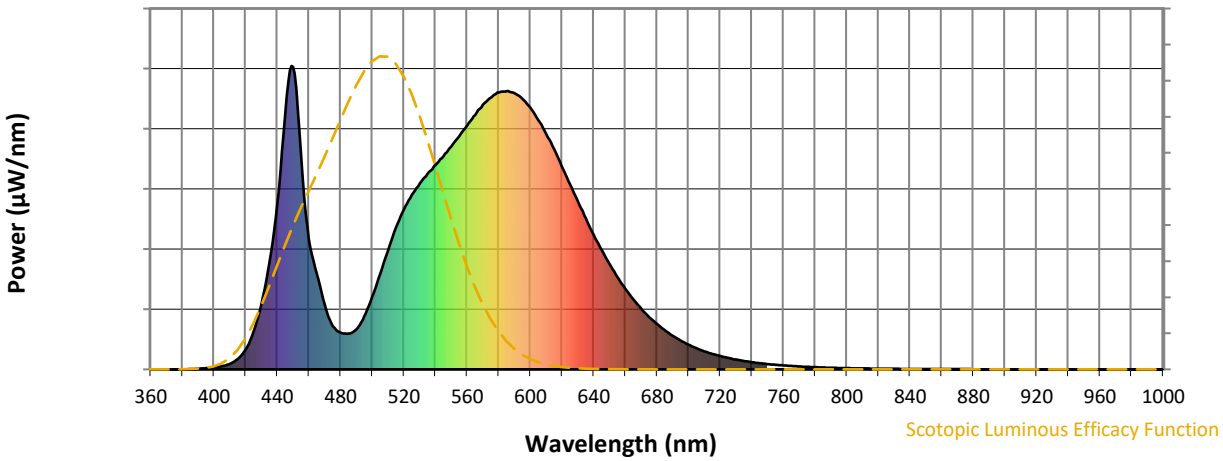


**Scotopic Lumens: NR** **S/P: 1.49**

| λ (nm) | Power W^/nm | Lumens (ϕ/nm) | λ (nm) | Power W^/nm | Lumens (ϕ/nm) | λ (nm) | Power W^/nm | Lumens (ϕ/nm) | λ (nm) | Power W^/nm | Lumens (ϕ/nm) | λ (nm) | Power W^/nm | Lumens (ϕ/nm) |
|---|---|---|---|---|---|---|---|---|---|---|---|---|---|---|
| 360 | 0 | NR | 490 | 132 | NR | 620 | 668 | NR | 750 | 17 | NR | 880 | 1 | NR |
| 365 | 0 | NR | 495 | 174 | NR | 625 | 611 | NR | 755 | 15 | NR | 885 | 0 | NR |
| 370 | 0 | NR | 500 | 238 | NR | 630 | 554 | NR | 760 | 13 | NR | 890 | 0 | NR |
| 375 | 0 | NR | 505 | 314 | NR | 635 | 498 | NR | 765 | 11 | NR | 895 | 0 | NR |
| 380 | 0 | NR | 510 | 392 | NR | 640 | 445 | NR | 770 | 10 | NR | 900 | 0 | NR |
| 385 | 1 | NR | 515 | 467 | NR | 645 | 394 | NR | 775 | 8 | NR | 905 | 0 | NR |
| 390 | 2 | NR | 520 | 526 | NR | 650 | 347 | NR | 780 | 7 | NR | 910 | 0 | NR |
| 395 | 4 | NR | 525 | 575 | NR | 655 | 305 | NR | 785 | 6 | NR | 915 | 0 | NR |
| 400 | 6 | NR | 530 | 613 | NR | 660 | 266 | NR | 790 | 5 | NR | 920 | 0 | NR |
| 405 | 10 | NR | 535 | 644 | NR | 665 | 231 | NR | 795 | 5 | NR | 925 | 0 | NR |
| 410 | 18 | NR | 540 | 673 | NR | 670 | 200 | NR | 800 | 4 | NR | 930 | 0 | NR |
| 415 | 34 | NR | 545 | 703 | NR | 675 | 174 | NR | 805 | 4 | NR | 935 | 0 | NR |
| 420 | 66 | NR | 550 | 734 | NR | 680 | 150 | NR | 810 | 3 | NR | 940 | 0 | NR |
| 425 | 124 | NR | 555 | 768 | NR | 685 | 129 | NR | 815 | 3 | NR | 945 | 0 | NR |
| 430 | 216 | NR | 560 | 804 | NR | 690 | 111 | NR | 820 | 2 | NR | 950 | 0 | NR |
| 435 | 352 | NR | 565 | 838 | NR | 695 | 95 | NR | 825 | 2 | NR | 955 | 0 | NR |
| 440 | 548 | NR | 570 | 872 | NR | 700 | 81 | NR | 830 | 2 | NR | 960 | 0 | NR |
| 445 | 836 | NR | 575 | 896 | NR | 705 | 69 | NR | 835 | 2 | NR | 965 | 0 | NR |
| 450 | 997 | NR | 580 | 913 | NR | 710 | 60 | NR | 840 | 1 | NR | 970 | 0 | NR |
| 455 | 705 | NR | 585 | 917 | NR | 715 | 51 | NR | 845 | 1 | NR | 975 | 0 | NR |
| 460 | 429 | NR | 590 | 911 | NR | 720 | 44 | NR | 850 | 1 | NR | 980 | 0 | NR |
| 465 | 316 | NR | 595 | 891 | NR | 725 | 38 | NR | 855 | 1 | NR | 985 | 0 | NR |
| 470 | 213 | NR | 600 | 862 | NR | 730 | 32 | NR | 860 | 1 | NR | 990 | 0 | NR |
| 475 | 143 | NR | 605 | 822 | NR | 735 | 28 | NR | 865 | 1 | NR | 995 | 0 | NR |
| 480 | 121 | NR | 610 | 776 | NR | 740 | 24 | NR | 870 | 1 | NR | 1000 | 0 | NR |
| 485 | 118 | NR | 615 | 725 | NR | 745 | 20 | NR | 875 | 1 | NR | | | |

REPORT NUMBER: SP2-2501-321-1

## Melanopic Flux vs. Wavelength

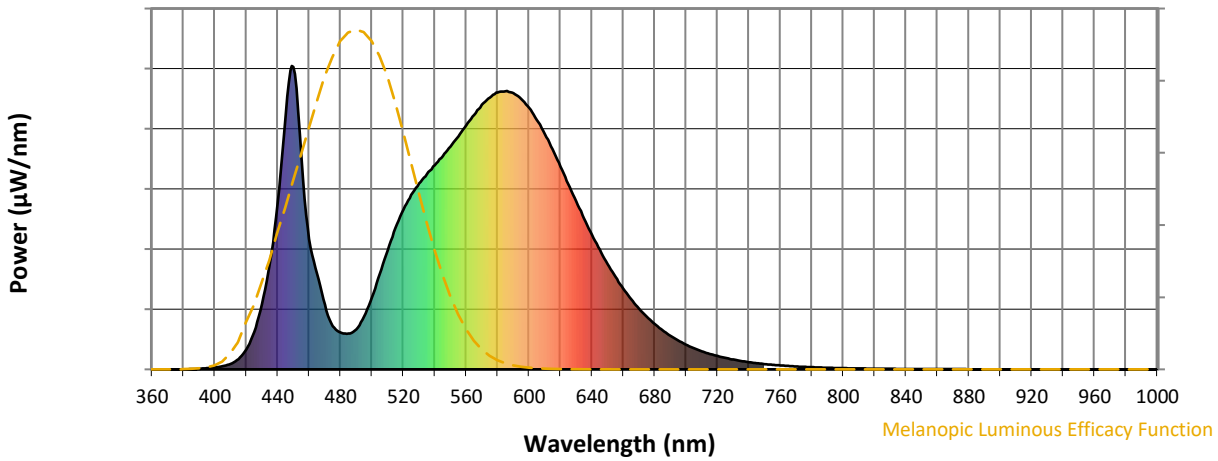


**Melanopic Lumens: NR** **M/P: 2.88**

| λ (nm) | Power W^/nm | Lumens (ϕ/nm) | λ (nm) | Power W^/nm | Lumens (ϕ/nm) | λ (nm) | Power W^/nm | Lumens (ϕ/nm) | λ (nm) | Power W^/nm | Lumens (ϕ/nm) | λ (nm) | Power W^/nm | Lumens (ϕ/nm) |
|---|---|---|---|---|---|---|---|---|---|---|---|---|---|---|
| 360 | 0 | NR | 490 | 132 | NR | 620 | 668 | NR | 750 | 17 | NR | 880 | 1 | NR |
| 365 | 0 | NR | 495 | 174 | NR | 625 | 611 | NR | 755 | 15 | NR | 885 | 0 | NR |
| 370 | 0 | NR | 500 | 238 | NR | 630 | 554 | NR | 760 | 13 | NR | 890 | 0 | NR |
| 375 | 0 | NR | 505 | 314 | NR | 635 | 498 | NR | 765 | 11 | NR | 895 | 0 | NR |
| 380 | 0 | NR | 510 | 392 | NR | 640 | 445 | NR | 770 | 10 | NR | 900 | 0 | NR |
| 385 | 1 | NR | 515 | 467 | NR | 645 | 394 | NR | 775 | 8 | NR | 905 | 0 | NR |
| 390 | 2 | NR | 520 | 526 | NR | 650 | 347 | NR | 780 | 7 | NR | 910 | 0 | NR |
| 395 | 4 | NR | 525 | 575 | NR | 655 | 305 | NR | 785 | 6 | NR | 915 | 0 | NR |
| 400 | 6 | NR | 530 | 613 | NR | 660 | 266 | NR | 790 | 5 | NR | 920 | 0 | NR |
| 405 | 10 | NR | 535 | 644 | NR | 665 | 231 | NR | 795 | 5 | NR | 925 | 0 | NR |
| 410 | 18 | NR | 540 | 673 | NR | 670 | 200 | NR | 800 | 4 | NR | 930 | 0 | NR |
| 415 | 34 | NR | 545 | 703 | NR | 675 | 174 | NR | 805 | 4 | NR | 935 | 0 | NR |
| 420 | 66 | NR | 550 | 734 | NR | 680 | 150 | NR | 810 | 3 | NR | 940 | 0 | NR |
| 425 | 124 | NR | 555 | 768 | NR | 685 | 129 | NR | 815 | 3 | NR | 945 | 0 | NR |
| 430 | 216 | NR | 560 | 804 | NR | 690 | 111 | NR | 820 | 2 | NR | 950 | 0 | NR |
| 435 | 352 | NR | 565 | 838 | NR | 695 | 95 | NR | 825 | 2 | NR | 955 | 0 | NR |
| 440 | 548 | NR | 570 | 872 | NR | 700 | 81 | NR | 830 | 2 | NR | 960 | 0 | NR |
| 445 | 836 | NR | 575 | 896 | NR | 705 | 69 | NR | 835 | 2 | NR | 965 | 0 | NR |
| 450 | 997 | NR | 580 | 913 | NR | 710 | 60 | NR | 840 | 1 | NR | 970 | 0 | NR |
| 455 | 705 | NR | 585 | 917 | NR | 715 | 51 | NR | 845 | 1 | NR | 975 | 0 | NR |
| 460 | 429 | NR | 590 | 911 | NR | 720 | 44 | NR | 850 | 1 | NR | 980 | 0 | NR |
| 465 | 316 | NR | 595 | 891 | NR | 725 | 38 | NR | 855 | 1 | NR | 985 | 0 | NR |
| 470 | 213 | NR | 600 | 862 | NR | 730 | 32 | NR | 860 | 1 | NR | 990 | 0 | NR |
| 475 | 143 | NR | 605 | 822 | NR | 735 | 28 | NR | 865 | 1 | NR | 995 | 0 | NR |
| 480 | 121 | NR | 610 | 776 | NR | 740 | 24 | NR | 870 | 1 | NR | 1000 | 0 | NR |
| 485 | 118 | NR | 615 | 725 | NR | 745 | 20 | NR | 875 | 1 | NR | | | |

REPORT NUMBER: SP2-2501-321-1

# TM-30-18

## Summary

$R_f$ = 73.5
$R_g$ = 93.5
CIE $R_a$ = 71.0
$R_9$ = -37.9

## Spectral Power Distribution Comparison

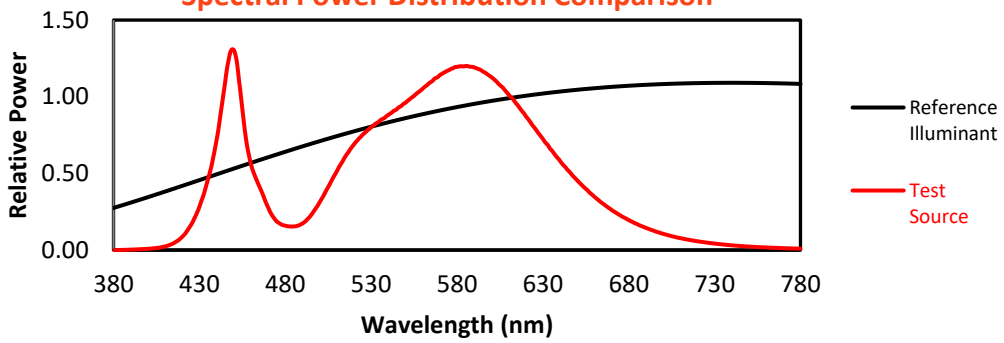


## Color Vector Graphics

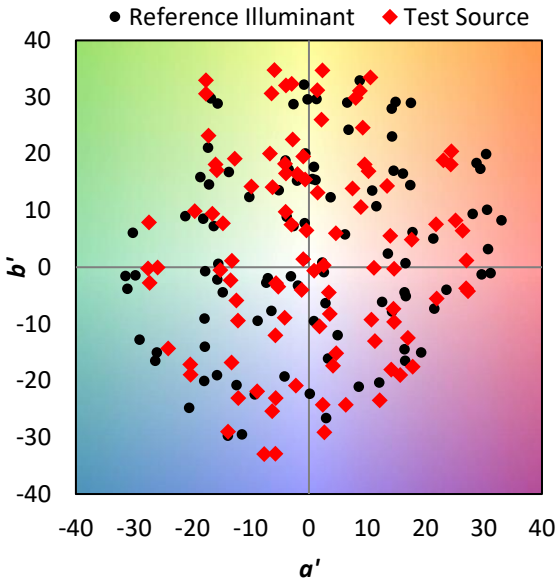


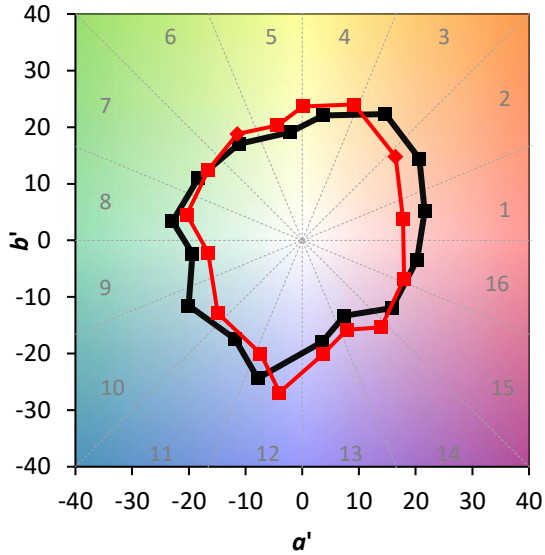


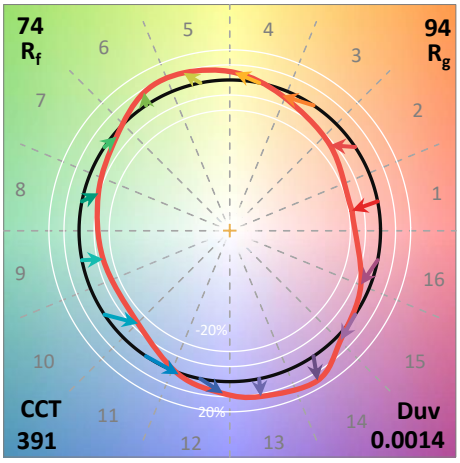


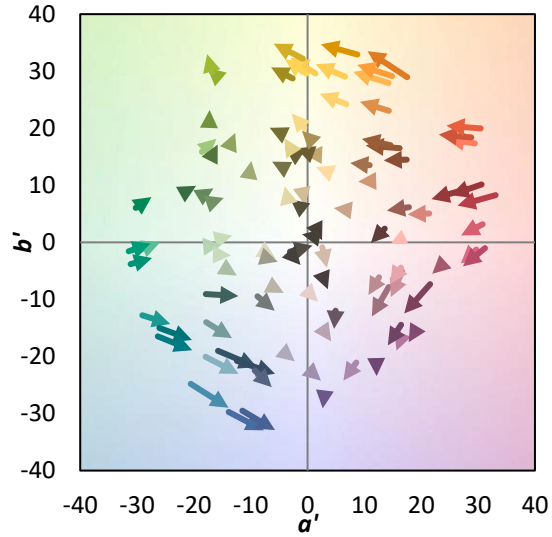

**Individual Sample Fidelity Index ($R_{f,i}$)**

| | | | |
|---|---|---|---|
| CES01 = 85 | CES26 = 62 | CES51 = 88 | CES76 = 51 |
| CES02 = 61 | CES27 = 88 | CES52 = 87 | CES77 = 70 |
| CES03 = 30 | CES28 = 81 | CES53 = 77 | CES78 = 54 |
| CES04 = 70 | CES29 = 66 | CES54 = 84 | CES79 = 81 |
| CES05 = 47 | CES30 = 82 | CES55 = 83 | CES80 = 79 |
| CES06 = 50 | CES31 = 69 | CES56 = 73 | CES81 = 77 |
| CES07 = 40 | CES32 = 61 | CES57 = 72 | CES82 = 91 |
| CES08 = 39 | CES33 = 77 | CES58 = 73 | CES83 = 90 |
| CES09 = 29 | CES34 = 70 | CES59 = 85 | CES84 = 86 |
| CES10 = 74 | CES35 = 84 | CES60 = 89 | CES85 = 77 |
| CES11 = 57 | CES36 = 91 | CES61 = 81 | CES86 = 71 |
| CES12 = 63 | CES37 = 79 | CES62 = 85 | CES87 = 76 |
| CES13 = 42 | CES38 = 92 | CES63 = 72 | CES88 = 80 |
| CES14 = 74 | CES39 = 96 | CES64 = 64 | CES89 = 70 |
| CES15 = 71 | CES40 = 91 | CES65 = 61 | CES90 = 79 |
| CES16 = 46 | CES41 = 93 | CES66 = 57 | CES91 = 75 |
| CES17 = 49 | CES42 = 81 | CES67 = 54 | CES92 = 58 |
| CES18 = 56 | CES43 = 77 | CES68 = 63 | CES93 = 75 |
| CES19 = 72 | CES44 = 99 | CES69 = 73 | CES94 = 52 |
| CES20 = 65 | CES45 = 85 | CES70 = 56 | CES95 = 65 |
| CES21 = 86 | CES46 = 83 | CES71 = 49 | CES96 = 76 |
| CES22 = 78 | CES47 = 86 | CES72 = 83 | CES97 = 84 |
| CES23 = 92 | CES48 = 77 | CES73 = 46 | CES98 = 75 |
| CES24 = 91 | CES49 = 81 | CES74 = 93 | CES99 = 62 |
| CES25 = 72 | CES50 = 87 | CES75 = 52 | |

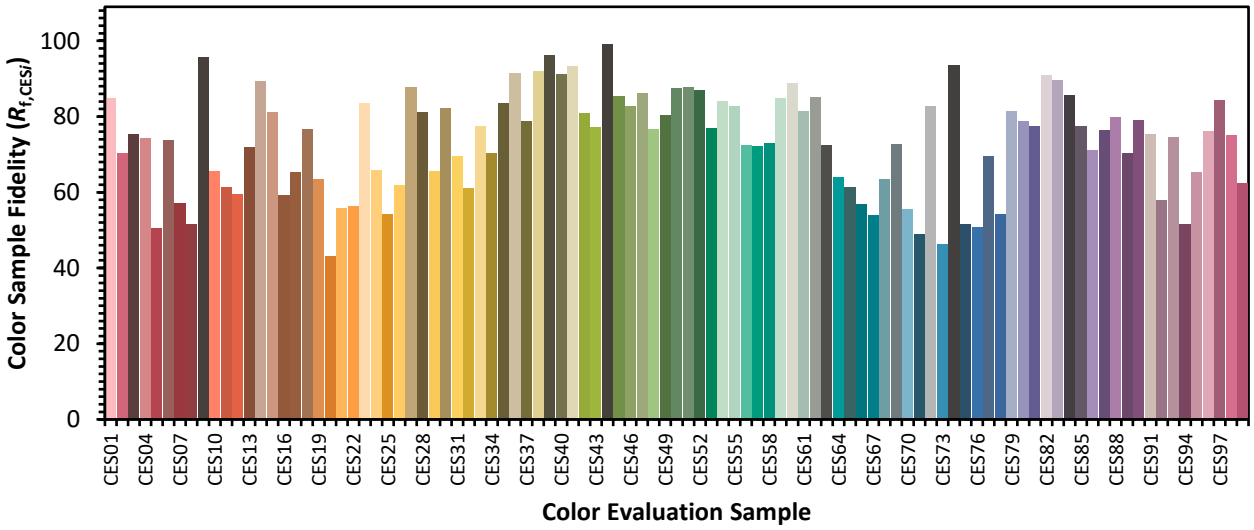

## Color Rendition by Hue-Angle Bin

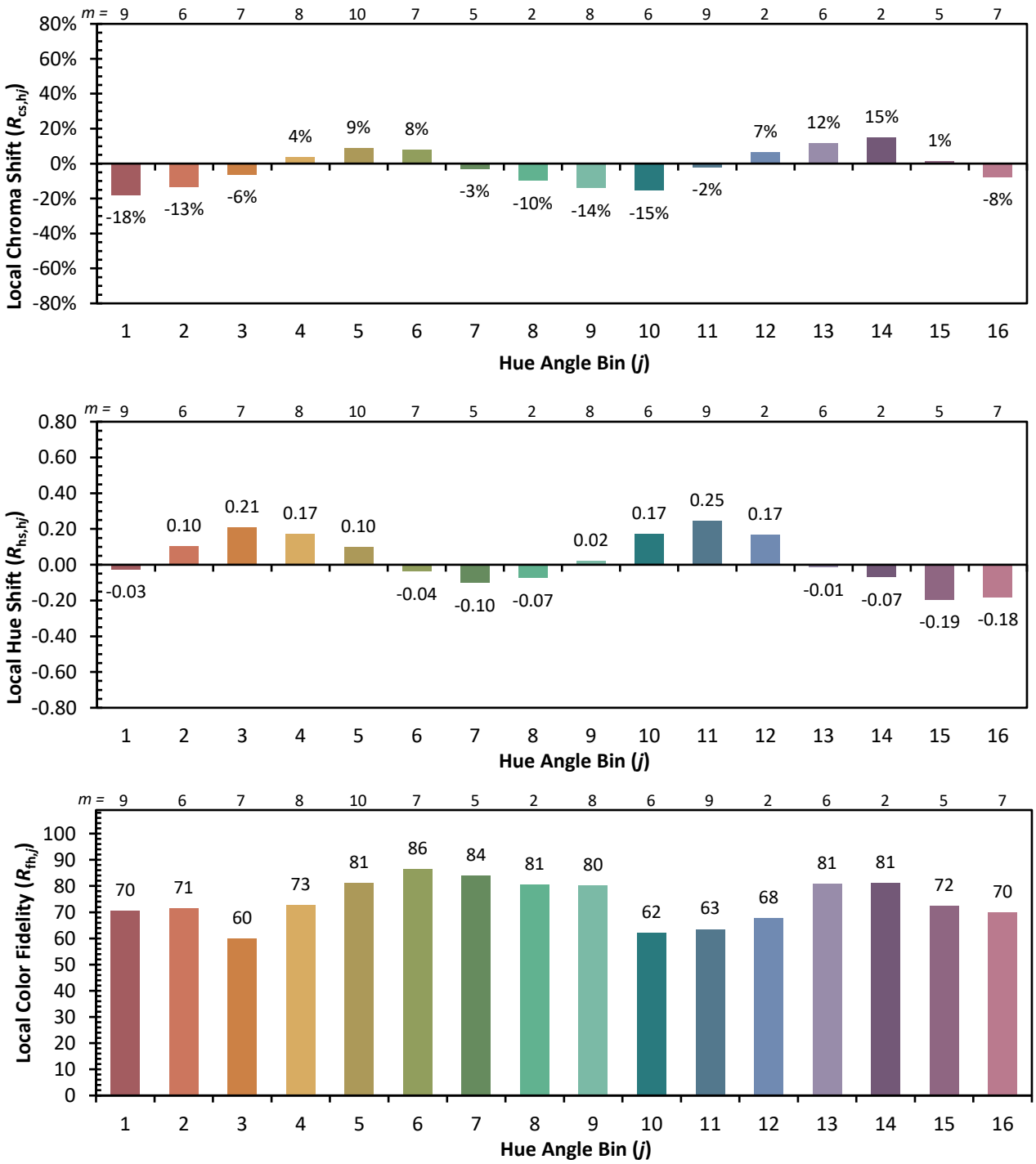

## Measure Comparisons

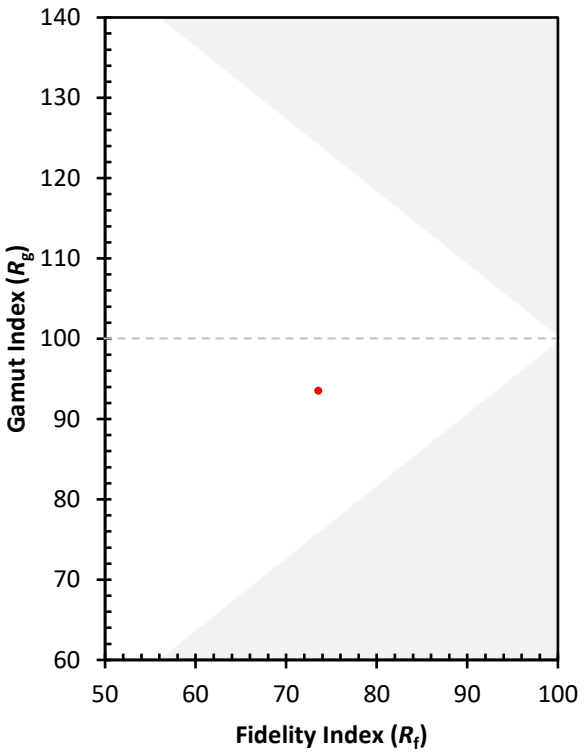


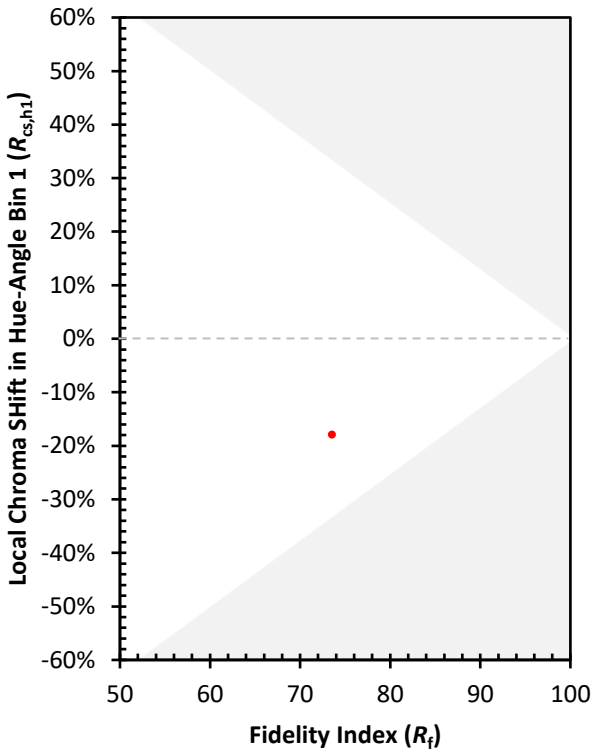


(END OF REPORT)